



New Brunswick
Child & Youth
Advocate

Défenseur des
enfants et de la jeunesse
du Nouveau - Brunswick



GlobalChild and the New Brunswick Child Rights Indicators Framework

Christian Whalen
Deputy Advocate and Senior Legal Counsel
Office of the Child and Youth Advocate
International Society for Child Indicators

Montreal, June 29, 2017

Défenseur des
enfants et de la jeunesse
du Nouveau-Brunswick



New Brunswick
Child & Youth
Advocate

Overview



- What NBCYA can contribute to GlobalChild
- How GlobalChild will support Child Rights Implementation in New Brunswick
- The 2017 Child Rights Indicators Framework
• Why ISCR should be ISCRI



Défenseur des
enfants et de la jeunesse
du Nouveau-Brunswick

New Brunswick
Child & Youth
Advocate

- 2013 Summer Course in Moncton
- Collaboration on several SSHRC and CIHR proposals
- Participation in launch at ISPCAN in Calgary and presentation to stakeholders in Geneva in May 2017
- NBCYA will translate the GC user interface into French and pilot its application in New Brunswick
- NBCYA will help ensure meaningful child participation in the design and development of GlobalChild
- NBCYA will promote GlobalChild's adoption and use through its institutional partners in the Francophonie and elsewhere





- GlobalChild offers NB the opportunity to align its own Child Rights Indicators Framework, now in its tenth year with an emerging global standard in Child rights monitoring.
- This is helpful in assisting government in developing laws and policies and programs that are best suited to the fulfillment of their international legal obligations under the UNCRC.
- It will assist with Child Rights Impact Assessment (CRIA)
- It will assist with report writing and with Child Rights enforcement and planning efforts.
- Finally it will greatly assist our office and others in Child rights education and training efforts.





The Child's Rights are...

Défenseur des
enfants et de la jeunesse
du Nouveau-Brunswick

New Brunswick
Child & Youth
Advocate



Défenseur des
enfants et de la jeunesse
du Nouveau-Brunswick

New Brunswick
Child & Youth
Advocate

4 - HEALTH

How well are we supporting and providing health prevention and treatments to our children and youth?

PROVISION AND PROTECTION
UN Convention on the Rights of the Child: Articles 1, 2, 3, 6, 12, 18,
19, 20, 23, 24, 26, 27, 39

	Year	Age or Grade	Previous NB Data	Person with a disability	Immigrant	Aboriginal	Gender Male	Female	NB	Canada	Rank (NB to Canada)
1	2011	0 to 1 year old	5.8				2.6	4.4	3.5	4.8	
2	2012-13	At birth	5.9						6.2	6.2	8/10
3	2000-09	At birth							-44.7	-407.9	7/9
4	2015-16	Newborn and Infant	92.2						91.5		
5	2013	12 to 19 years old	94				96	96	97	86	1/10
6	2013	12 to 19 years old	62				66	71	68	62	3/10
7	2013	12 to 19 years old	77				100	99	99		
8	2009-10	6 to 14 years old							78	71	
9	2013	12 to 19 years old	38				39	49	44	48	6/10
10	2012	12 to 19 years old	15				13	13	13	11	1/10
11	2009-10	12 to 19 years old					84	81	83	85	6/10
12	2013	12 to 19 years old	31				36	33	34	27	9/10
13	2006	6 to 14 years old							9	11	
14	2015-16	0 to 19 years old	34				36.5	28.1	32.4	27.2	
15	2013	12 to 19 years old	0.7 ^a				0	0	0	0.3	1/10
16	2013	12 to 19 years old	14.4 ^b				13	9	11	10	7/10
17	2006	6 to 14 years old							22	14	
18	2015	15 to 19 years old	1,023.6				400.8	1,712.4	1,067.3		
19	2015-16	0 to 16 years old	50.1						51.4		
20	2015-16	0 to 16 years old	46.5				37.8	60.6	48.8	33.7	
21	2015-16	0 to 18 years old	12.4				13.5	6.5	10.1	4.7	
22	2015-16	0 to 19 years old	9.6				5.7	16.6	11.0	9.7	
23	2015-16	0 to 18 years old	8.1				5.7	12.5	9.0	6.6	
24	2015-16	0 to 18 years old	1.6				1.8	1.0	1.4	1.1	
25	2015-16	0 to 18 years old	1.6				1.0	3.0	2.0	0.8	
26	2015-16	0 to 16 years old	2.7				1.5	6.4	3.9	2.6	
27	2015-16	0 to 16 years old	1.4				0.1	2.9	1.5	1.6	

Bold = Updated indicator

Child Rights Indicators Framework 2017

Défenseur des
enfants et de la jeunesse
du Nouveau - Brunswick



New Brunswick
Child & Youth
Advocate

The Child Rights Indicators Framework Explained

Terminology

Superscript numeral on indicator (e.g. ¹) = numeral corresponding to source on data source page

Age, Grade or Group = age range or grade range of child/youth, or group of people

DIS = child or youth with a disability

IMM = Immigrant child or youth

AB = Aboriginal child or youth

F.I. = Food Insecure (lacking access to food)

LGBTQ = Lesbian, Gay, Bisexual, Transgender and Queer youth

MAL = Male

FEM = Female

ANG = Anglophone

FRAN = Francophone

N.B. Current Data =

N.B. Previous Data =

(Year) = year data reported

Child Rights



7. Special Protection Measures

UNCRC Articles 22, 38, 39, 40, 37, 32, 33, 34, 35, 36, 30


#	Indicator	Age, Grade Or Group	DIS	IMM	AB	MAL	FEM	N.B. Current (year)	NB Previous (year)	Canada Data (year)
1	Youth crime rate, charges laid - per 100,000 criminal code violations ¹⁷	Ages 12 to 17						2266 (2015)	2371 (2014)	2137 (2015)
2	Youth crime rate – no charges laid – per 100,000 youth	Ages 12 to 17								
3	Youth charged with impaired driving – per 100,000 youth ¹⁸	Ages 12 to 17						21.16 (2015)	20.91 (2014)	17.13 (2015)
4	Youth charged with drug offences – per 100,000 youth ¹⁸	Ages 12 to 17						114.26 (2015)	142.17 (2014)	165.13 (2015)
5	Property crimes committed by youth – per 100,000 youth ¹⁷	Ages 12 to 17						717.29 (2015)	721.13 (2014)	621.28 (2015)
6	Rate of youth being charged with violent crime – per 100,000 youth ¹⁷	Ages 12 to 17						647.47 (2015)	694.13 (2014)	629.26 (2015)
7	Youth violent crime severity index(measure of relative severity of violent crimes) ¹⁹	Ages 12 to 17						49.37 (2015)	47.63 (2014)	66.53 (2015)
8	# of multidisciplinary conferences for youth in correctional services ⁴	12 to 17 years old						91 (2016-2017)	178 (2015-2016)	
9	# of reintegration leaves for youth in secure custody ⁴	12 to 17 years old						4 (2016-2017)	22 (2015-2016)	
10	# of escorted leaves for youth in secure custody ⁴	12 to 17 years old						62 (2016-2017)	123 (2015-2016)	
11	Youth probation rate (per 10,000 young persons in province)	12 to 17 years old						68.6 (2012-2013)	77.1 (2012)	57.7 (2012-2013)
12	# of youth in Extra-Judicial Sanctions (Alternative Measures) program ⁴	Ages 12-17			22	258	106	364 (2016-2017)	304 (2015-2016)	
13	# of youth in pre-trial detention ⁴	Ages 12-17			15	109	32	141 (2016-2017)	197 (2015-2016)	
14	# of youth sentenced to open custody ⁴	Ages 12-17			2	8	3	11 (2016-2017)	22 (2015-2016)	
15	# of youth sentenced to secure custody ⁴	Ages 12-17			1	17	0	17 (2016-2017)	39 (2015-2016)	

Child Rights Indicators Framework

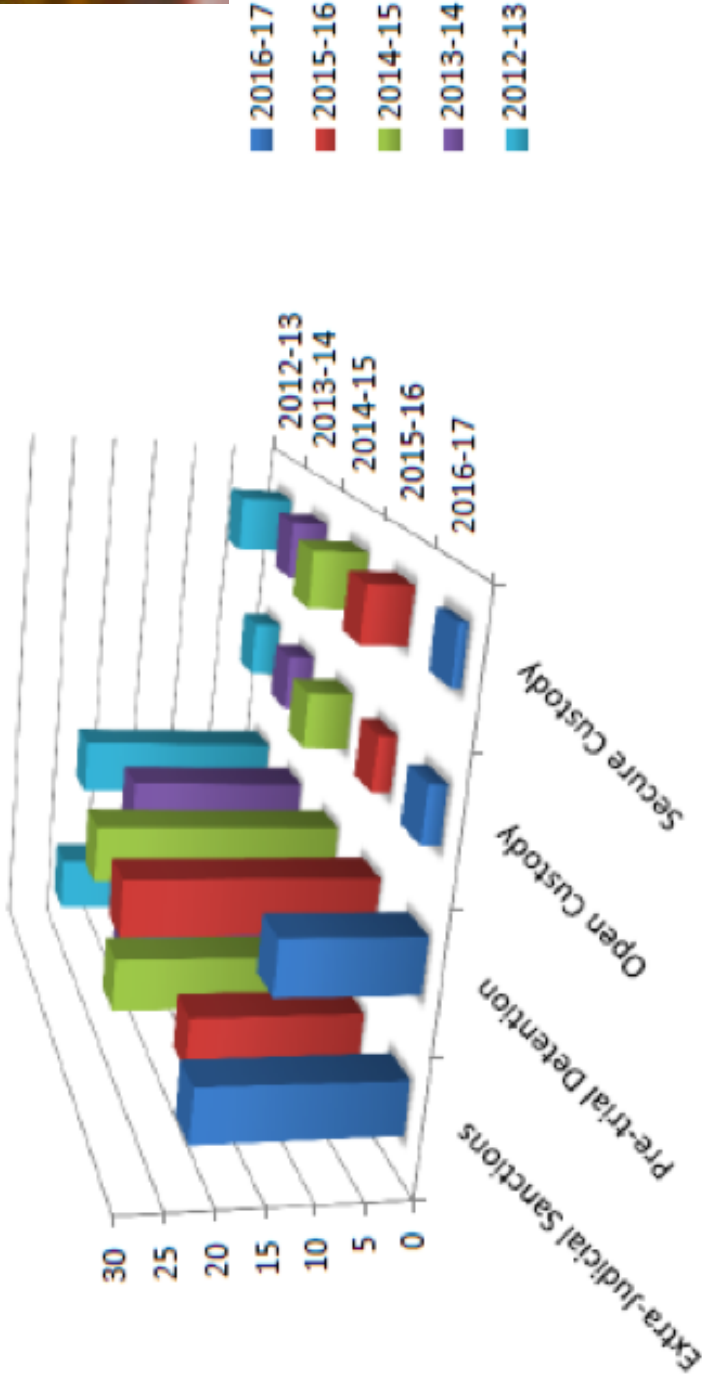


Défenseur des
enfants et de la jeunesse
du Nouveau-Brunswick

New Brunswick
Child & Youth
Advocate



2017 Youth Crime Data trending positively:




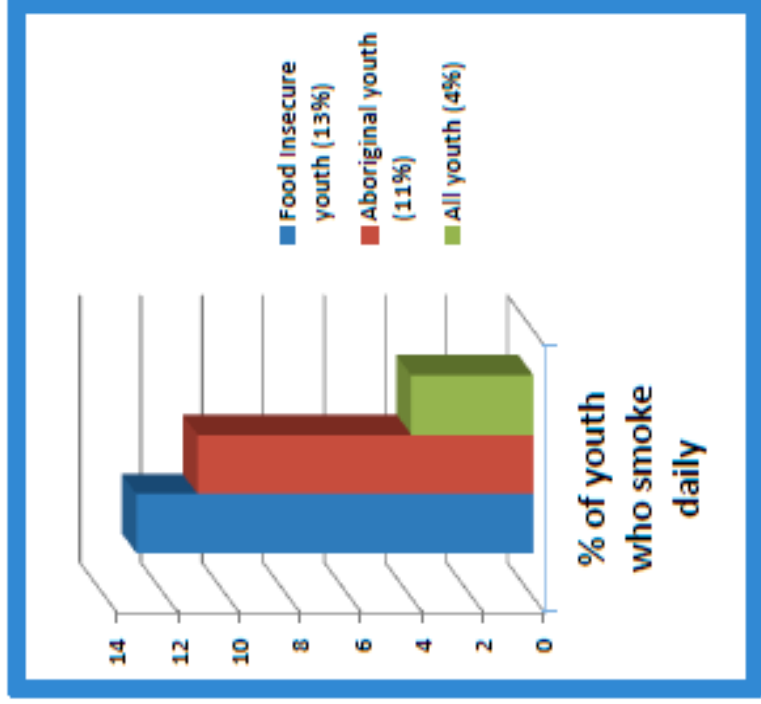
Child Rights Indicators Framework



Défenseur des
enfants et de la jeunesse
du Nouveau-Brunswick

New Brunswick
Child & Youth
Advocate

New disaggregation in 2017 Framework points to increased vulnerabilities of children in poverty:



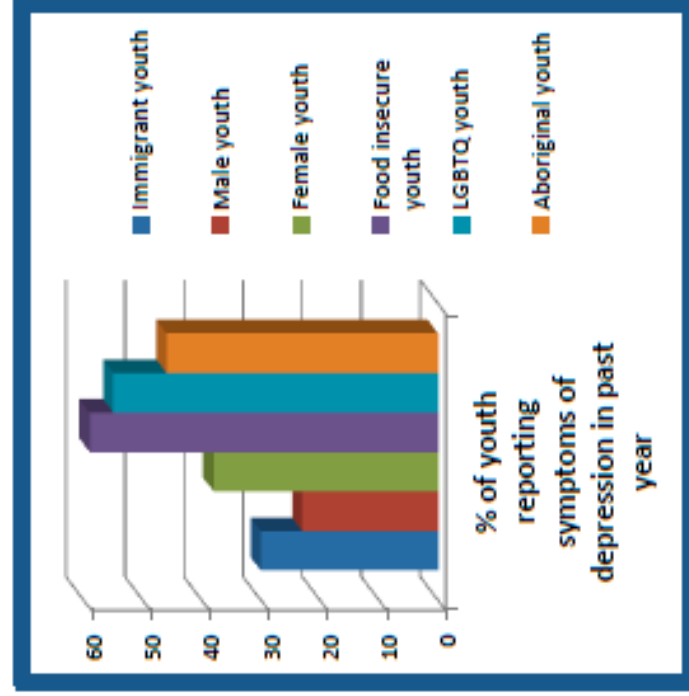
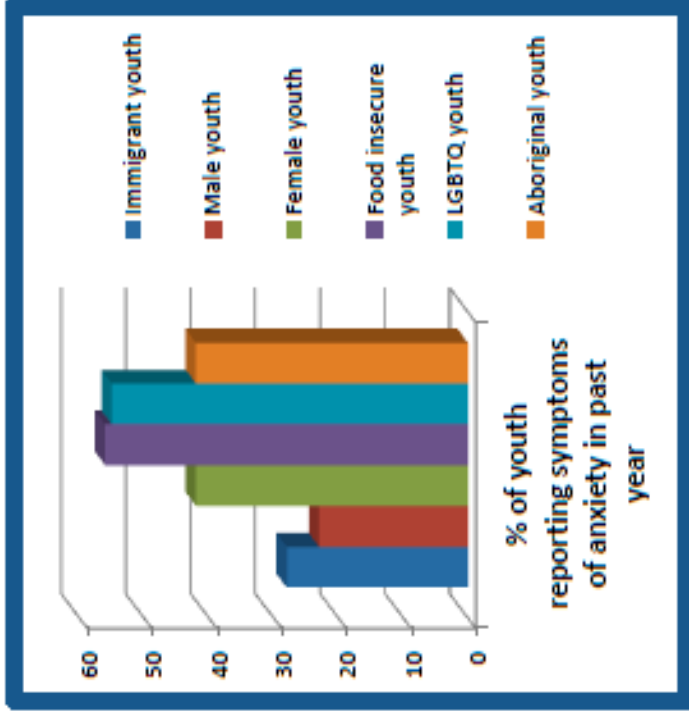

Child Rights Indicators Framework



Défenseur des
enfants et de la jeunesse
du Nouveau-Brunswick

New Brunswick
Child & Youth
Advocate

New disaggregation in 2017 Framework points to increased vulnerabilities of children in poverty:



Child In

ISCI should intentionally seek to promote and improve Child Rights data monitoring

- There is no global forum for child rights data monitoring and no purpose in creating a second siloed conversation
- Yet child rights data monitoring is an important State responsibility under the UNCRC
- The Convention on the rights of the child is also a relevant framework for child welfare and wellbeing researcher and they are duty bearers under it.
- Monitoring child wellbeing with a rights based lens improves child participation, empowerment, autonomy by treating children as participants in processes aimed at improving their lives.



New Brunswick
Child & Youth
Advocate

Défenseur des
enfants et de la jeunesse
du Nouveau-Brunswick

