



Montreal, Canada
Data-Based
Advocacy in
Latin America
June 28, 2017

Overview

- Annie E. Casey Foundation
- National and State KIDS COUNT
- KIDS COUNT Latin America
- KIDS COUNT in México
- KIDS COUNT in Chile

The Annie E. Casey Foundation

FAMILY



OPPORTUNIT
Y




COMMUNIT
Y



About KIDS COUNT



KIDS COUNT Network



KIDS COUNT Theory of Change

TARGET POPULATION RESULT

All children have economic security, supportive communities and stable families regardless of race, class and country of origin.

PROGRAM POPULATION RESULT

Policymakers enact and administrators implement policies and programs that increase opportunities and improve child well-being.

INTERMEDIATE OUTCOMES

Changed Social Norms

Improved Policies

Improved Alliances

Aligned Stakeholders From Multiple Sectors

Strengthened Organizational Capacity

STRATEGY

Develop and Disseminate Data Products

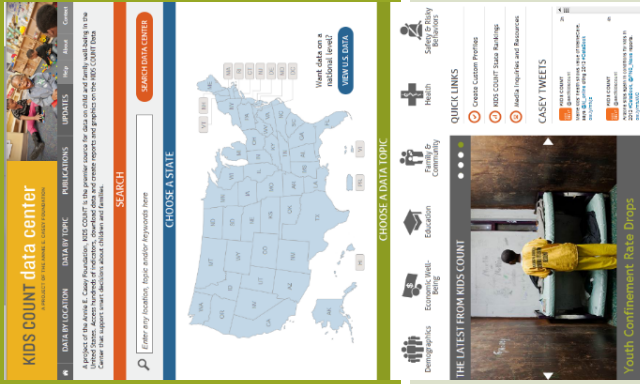
Guide and Support State-Level Policy Advocacy

Build Capacity of State-Based Advocates



KIDS COUNT Tools for Advocacy

**KIDS COUNT
Data Center**
datacenter.kidscount.org



**KIDS COUNT Data
Book/Publications**



**Mobile Site/
Social
Media**
mobile.kidscount.org



2016 Policy Results



\$37.5 billion for kids and families

KIDS COUNT

Contribute to Key Wins in States

● **Arkansas and Utah** successfully advocated for waiver of five-year ban on health care coverage to immigrants

● **California** passed a bill that extends Medical coverage to all children regardless of immigration status

● **Minnesota** legislature supported a measure to address racial income inequality



● **Texas:** Defeated a bill that would have repealed tuition equity

● **New Jersey:** Enacted tuition equity

● **Virginia:** In-state tuition for students granted DACA




KIDS COUNT Mexico

Growing-up in North America 2003



Data Diagnostic complete 2004



First Data Book 2005



KIDS COUNT Latin America

- Convened children's rights advocates
- Webinar series
- Tableau fellowship
- Fund additional projects

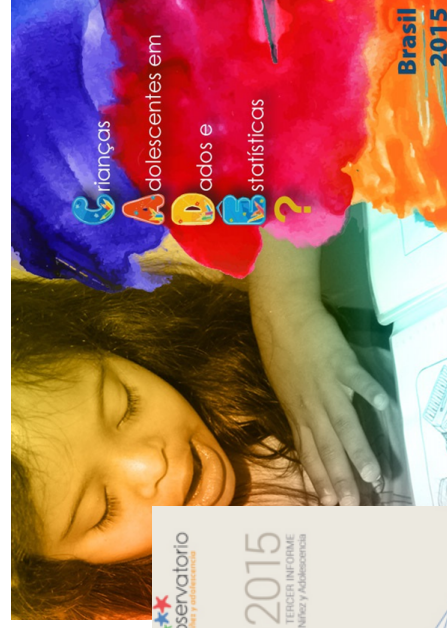
KIDS COUNT in Latin America

Brazil – Sociedade Brasileira de Defesa da Criança e do Adolescente (SBDCA)

Chile - Observatorio Niñez y Adolescencia

Mexico - La Red por los Derechos de la Infancia en México (REDIM)

Paraguay – Coornidadora por los Derechos de la Infancia y la Adolescente (CDIA Observa)



Contact

Florencia Gutierrez
fgutierrez@aecf.org

Additional Resources
KIDS COUNT Data Center:
<http://datacenter.kidscount.org>

Reports and resources:
www.aecf.org

The screenshot displays the POLICYMAKER TEXAS web application interface. At the top, a green banner reads "ANALYZE, CREATE, CONNECT, SHARE DATA ON CHILDREN AND FAMILIES AT DATACENTER.KIDSCOUNT.ORG". The main title "POLICYMAKER" is in large orange letters, with "TEXAS" in white on a blue background below it. A woman's portrait is shown with a speech bubble: "Has the percentage of children living in poverty decreased in my district since I took office?". Below the title, a "from" logo is visible. The interface is divided into four numbered steps: 1. Select location (with a map of Texas and a red dot), 2. Select by congressional district (with a dropdown menu showing "TEXAS" and radio buttons for "For Texas", "By County", and "By Congressional District"), 3. Select indicator (with a list of "Economic Well-Being Indicators" including "Children in poverty", "Children in poverty by age group", and "Population in poverty"), and 4. Create graph (with a line graph showing "Children in poverty" over time). The footer includes "DATACENTER.KIDSCOUNT.ORG" and "THE ANNIE E. CASEY FOUNDATION".



Chilean Childhood Observatory

The experience of monitoring children rights in an unequal country

Daniela Díaz Bórquez * Fundación Pléyades Executive Director
daniela.diaz@pleyades.cl / ddborquez@gmail.com



Chile in Latin America

- The richest 10% of Chilean people earn 26.5 more than the poorest 10% (OECD, 2015)
- Percentage of income that accumulates in the richest 1% of each country (OECD, 2014)



Legislative Issues

Standard	Countries
The Political Constitution includes the CRC or established priority in the exercise of children rights	Argentina, Bolivia, Brasil, Paraguay, Ecuador, Venezuela, Colombia, Honduras, Nicaragua, Perú, República Dominicana...
Law of comprehensive protection of children	
Integral Protection Child System	

(UNICEF, 2015)

- And Chile?
- Childhood Law (1967)
 - Law of comprehensive protection & defense of children is still in discussion
 - SENAME Child service for poor childhood & young offenders

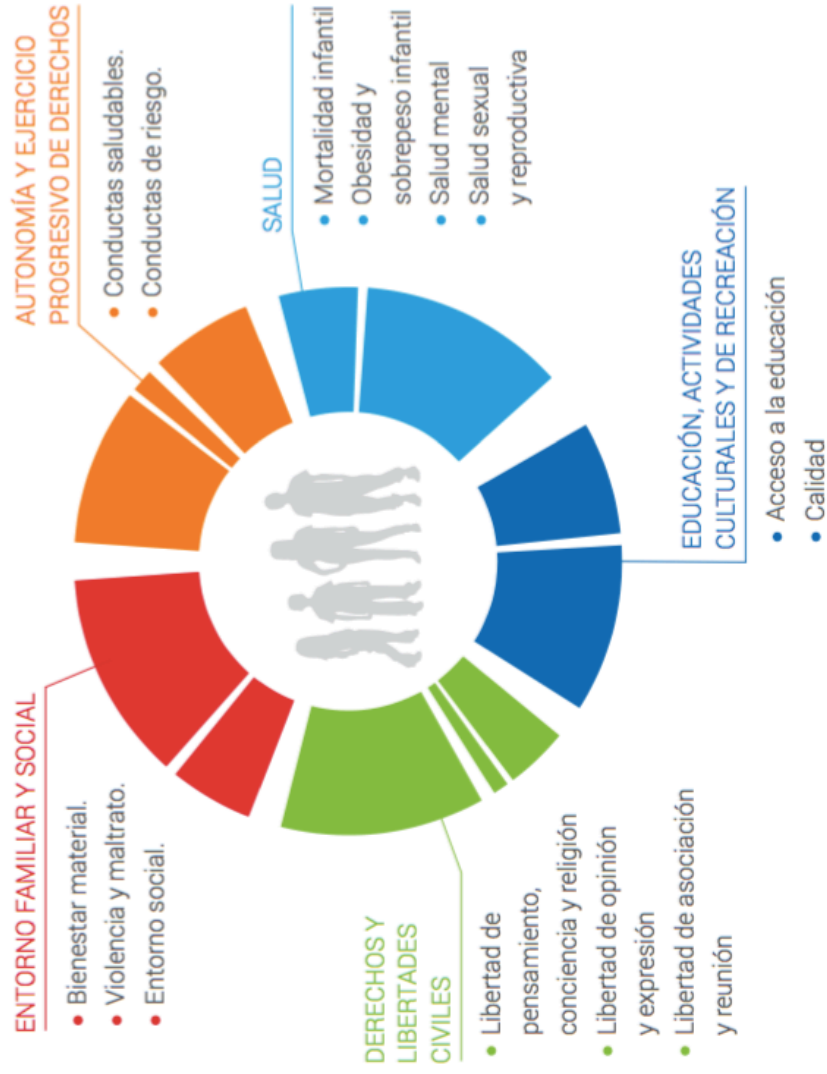
Principles for Monitoring

All rights: not only material welfare, ability to exercise rights

Autonomy: Monitoring from civil society and academic world

Universal guarantee for every child: Disaggregated data by sex, age and territory to expose **child social segregation**

The Monitoring Model



The Monitoring Model

Material wellness
Violence and abuse
Social environment

Child mortality
Obesity
Mental health
Sexual and reproductive health

Child participation data

Freedom of thought, conscience and religion;
Freedom of opinion and expression;
Freedom of association and assembly

Access to quality education



Kids Count 2016: some data...

Daniela Díaz Bórquez * Fundación Pléyades Executive Director
daniela.diaz@pleyades.cl / ddborquez@gmail.com

Kids Count 2016 Structure

Chilean Committee of the Rights of Children Analysis

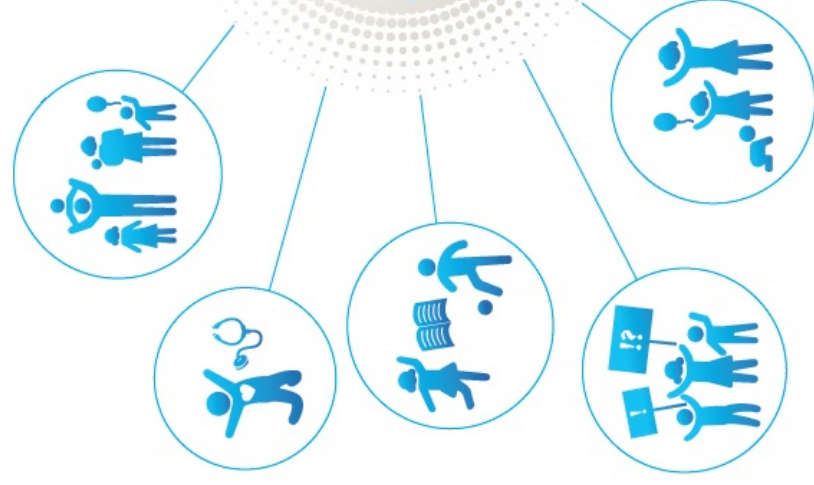


Chapter 1

DISCUSSED TOPICS	COMMITTEE ON THE RIGHTS OF THE CHILD MAKES THIS RECOMMENDATION				According to the Committee's observations, this recommendation has not been complied with	According to the Committee's observations, this recommendation has been insufficiently implemented	According to the Committee's observations, this recommendation has been satisfactorily fulfilled
	First exam 1994	Second exam 2002	Third exam 2007	Fourth exam 2015			
Quality education		✓	✓	✓		✓	
Purpose of education		✓	✓	✓		✓	
Human rights education		✓	✓	✓		✓	
Time for leisure and recreation				✓	✓		
Violence in educational settings						✓	

Kids Count 2016 Structure

Data Analysis Using our Children Rights Monitoring Model



- 24% of the population in Chile are children
4.437.495
- ONA data analysis always disaggregate by:
 - Age
 - Sex
 - Territory: Local areas like región (states) and comunas

Family and Social Employment



GRÁFICO N° 4: EVOLUCIÓN DE LA POBREZA EN CHILE. PORCENTAJE DE PERSONAS EN SITUACIÓN DE POBREZA POR INGRESOS SEGÚN GRUPO DE EDAD (2006-2015).



18.2% of children in Chile are poor.

34.4% of children can be considered poor because their families cannot access basic services

Fuente: Elaboración propia en base a Encuesta CASEN 2006-2015

Family and Social Environment



GRÁFICO N° 5: PORCENTAJE DE NNA QUE VIVEN BAJO LA LÍNEA DE POBREZA SEGÚN REGIÓN



18.2% of children in Chile are poor.

Local data show what averages hide:

34% of children in Araucanía are poor
54% of children under 6 years.

Fuente: Elaboración propia en base a Encuesta CASEN 2015

Kids Count 2016 Structure

Chapter 3: Approach to Local Reality “Social Vulnerability & Special Protection”

C

a P í t u l o 3

CRC is concern about disparities in the standard of life between urban and rural areas, and the number of children in poverty, despite registered economic growth (CRC, 2015)

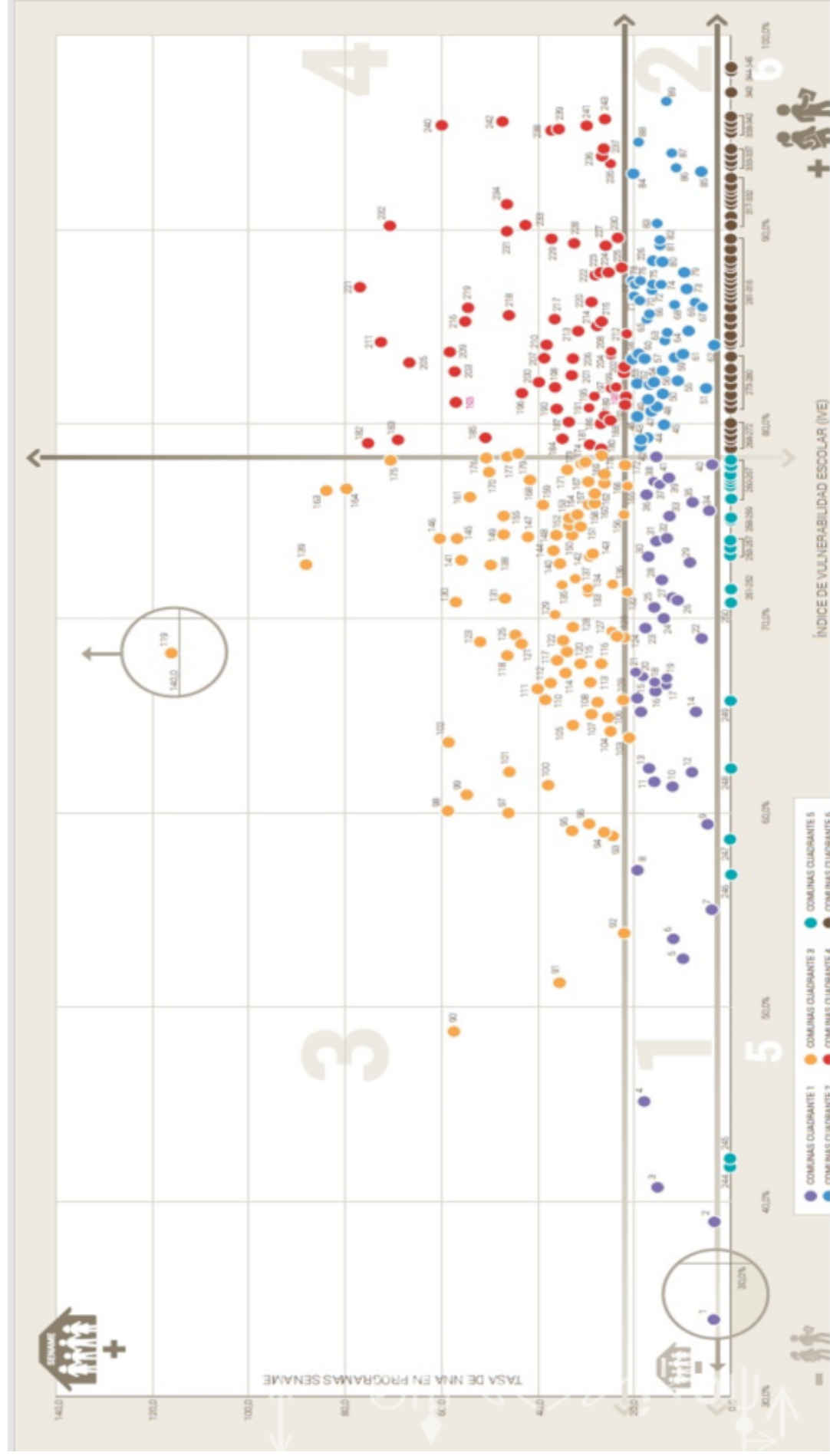
H°: Territorial special protection programs will be focused in places that have the highest social vulnerability

- IVE : School vulnerability index
- Special program protection fee in every comuna

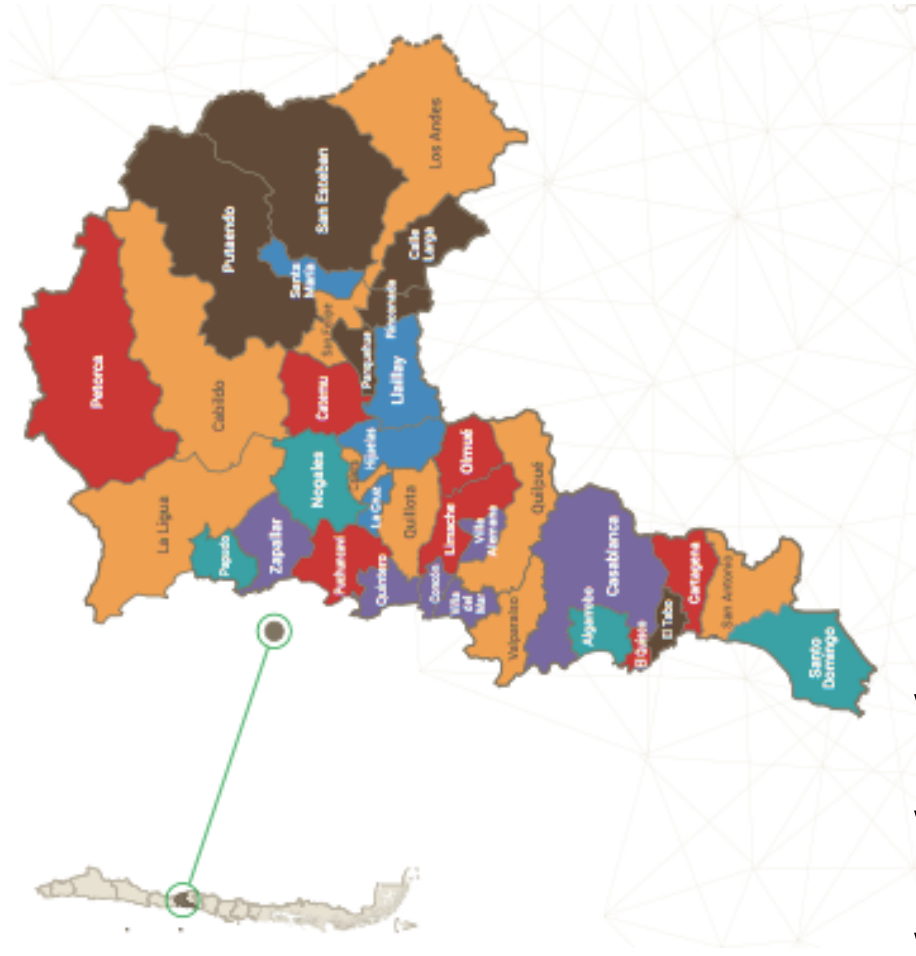



School Vulnerability Index

C



Valparaíso Region



We made a graphical exercise that shows how these types of comunas are distributed in each region.

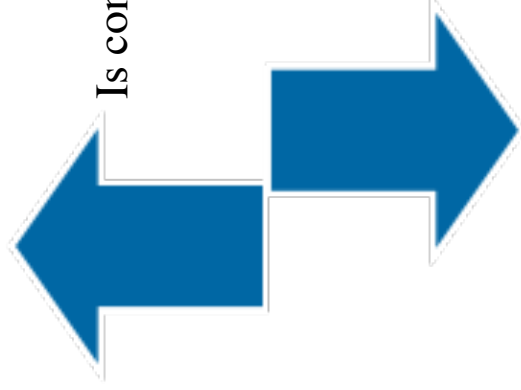
Chapter 3: Approach to Local Reality “Social Vulnerability & Special Protection”

C

a p í t u l o 3



¿What about special protection offer?



Is concentrated in urban places with high number of children

V/S

Low presence in geographically isolated areas with a few children places,

Children who need it most, are more difficult to reach the state's aid



Difficulties, and Challenges of the Experience

Obstacles

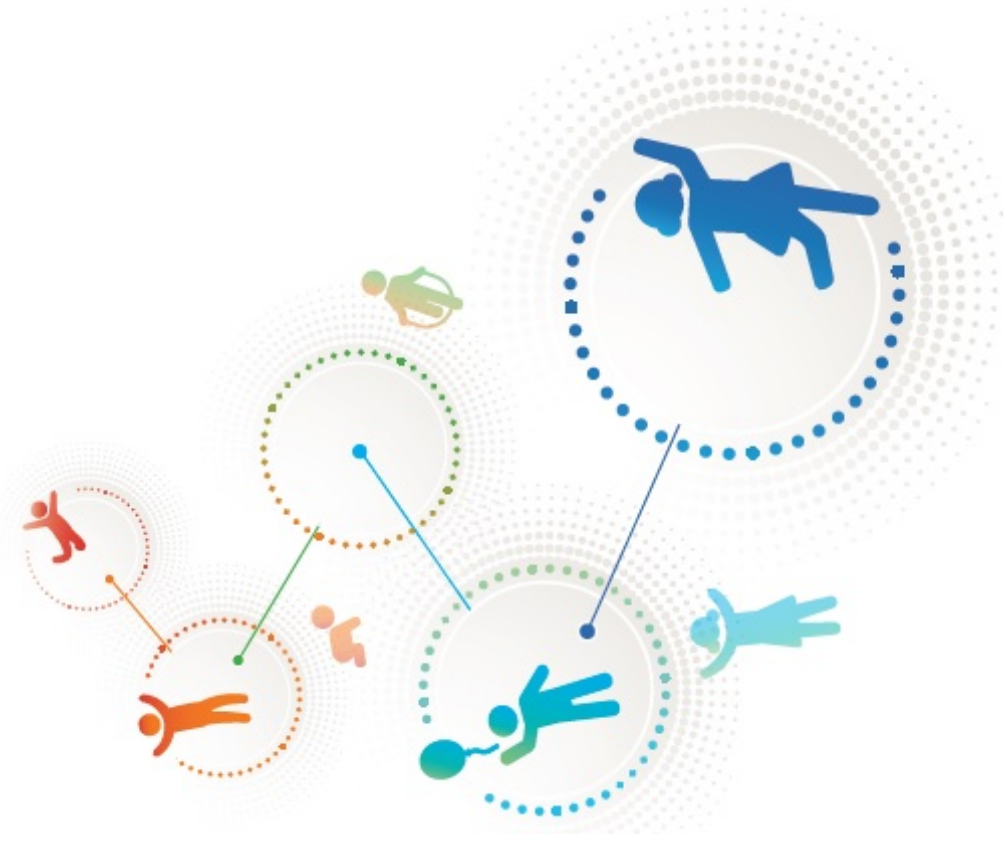
Achievements

- ONA was part of the process to design the International Cooperation Program 2018-2022 UNICEF - Chile
- Non-governmental organizations requested the information (included a collaboration section)
- We have begun to be recognized as an important actor in childhood policy advocacy (Member of National Council of Children)
- We were recognized by the Children's Right Committee Report as a method to improve statistical information systems

Challenges

- Longitudinal analysis of childhood data... five years after the first Kids Count Report
- Explore other ways to socialize our work and other forms of incidence
- Advance toward financial autonomy

Thanks!



Daniela Diaz Borquez
ddbtorquez@gmail.com



THE ANNIE E. CASEY FOUNDATION

Developing solutions to build a brighter future for children, families and communities

www.aecf.org

Guide and Support State-Level Policy Advocacy



PRIMARY GOAL  **INFLUENCE**

Build Capacity of State-Based Advocates

- Strategic leadership
- Organizational development
- Data analysis
- Policy advocacy
- Strategic communications
- Race, equity, diversity and inclusion

